




**47"X63" AUTOMATIC PLATEN DIE CUTTER  
WITH LEAD EDGE FEEDER**

- **Precise**
- **Fast**
- **AFFORDABLE**



*Maxcut*

The latest technology to *Maximize* your  
production and profit!

up to **5500** sph!


ETERNA

**ETERNA**


## Specifications

Max. Sheet Size	63" X 47"
Min. Sheet Size	26" X 17-1/2"
Max. Cutting Size	63" X 46"
Inner Chase Size	64" X 47"
Stock Range	F, E, B, C, A, AB
Min. Gripper Waste	0.47" (12mm)
Max. Mechanical Speed	5500 S.P.H.
Max. Cutting Pressure	400 Tons
Total Power Required	40KW
Main Motor Power	40KW
Net Weight of Machine	36 Tons
Machine Dimensions	403" X 202" X 107"


## Outstanding Features:



- Lead edge feeder and delivery are designed to interface with prefeeders and bundle breakers for inline automation



- Precise high speed lead edge feeder with vacuum-assist and individual left and right side joggers for smooth and continuous feeding at high speeds



- 15.75" (400mm) upper stripping frame raiser greatly enhances the operation space, more operator friendly

- Air cushion underneath diecutting plate makes changeover easier and quicker
- Note: Die chase and stripping jigs both Centerline II compatible



P O BOX 11030 - MERRILLVILLE, IN 46411  
800.348.8904 / 219.947.4545  
FAX 219.947.1199  
[www.hairegroup.com](http://www.hairegroup.com)